

TEACHING METHODOLOGY

Teacher Training for ESOL Teachers

*Georgia K. Papamichailidou
Assistant Director of Studies
Kaplan Bournemouth*



IN THIS SESSION WE WILL...



Mini Lesson

Our Participants

Our Curriculum

Qs&As

The TM Course

TM VS CLIL

What we offer

SECTION I:

MINI LESSON

LET'S GO BACK IN TIME...



LET'S GO BACK IN TIME...

Think back to your own schooldays and the English teachers you had.

Which ones did you consider to be 'good' and which were 'bad'?

Why?



WHAT MAKES A GOOD TEACHER TRAINING COURSE?

Instructions:

1. Look at the following *qualities of a teacher training course*

2. Show teachers can use apps in the classroom

3. Encourage professional development

4. Provide fresh ideas to the teachers

5. Teach classroom management techniques

6. Help English teachers practise their English

7. Do projects that encourage team work

8. Have a show at the end of the course

9. Meet new teachers

10. Share experiences

Which 3 do you find the most important?

Type your answers in the chat box!

TM MOMENTS @ BMW



SECTION II:

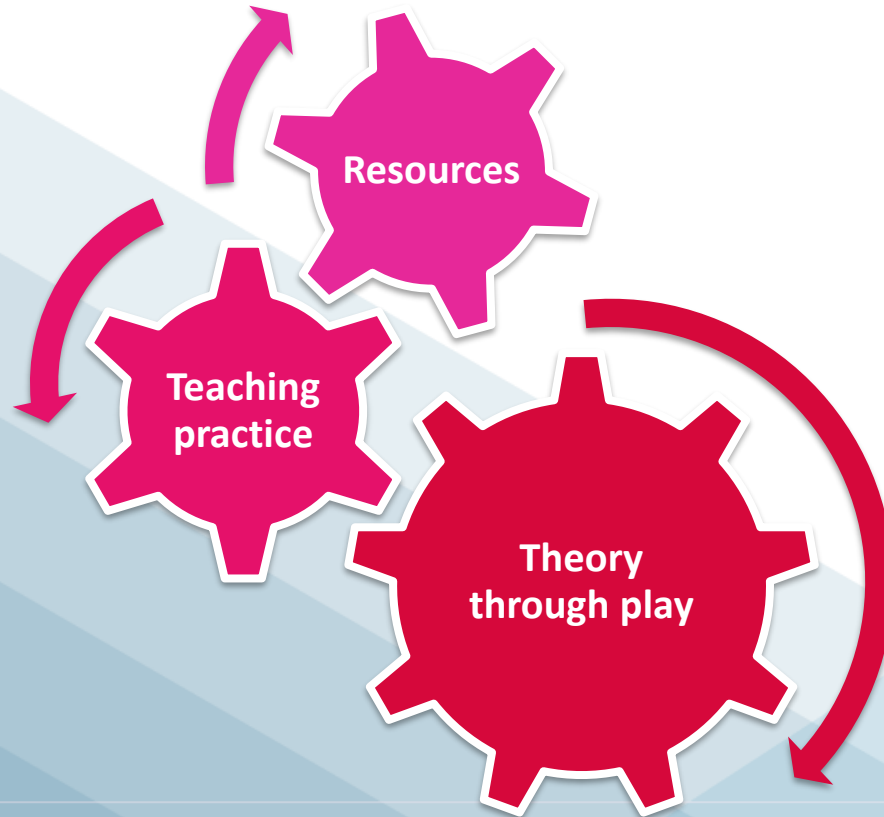
THE TEACHING METHODOLOGY COURSE

WHAT IS THE TM COURSE?

- ✓ A teacher training course for English language teachers.
- ✓ English teachers who teach in Early, Primary and Secondary education.
- ✓ They review different teaching methodologies.
- ✓ They refresh classroom ideas.
- ✓ B1+ level teachers can attend.
- ✓ Teachers from all over the world are welcome!



COURSE AIMS



QUESTION TIME!

Instructions:

READY???

You will listen to some information about our syllabus. Afterwards, you will be asked to match some of the information given based on the information you've just heard.



TEACHING METHODOLOGY

Week 1



- Introduction to TM
- Approached & Methods
- Guided discovery, Project-based learning

Week 2



- Developing Receptive Skills
- Reading techniques
- Listening methods for interactive lessons

Week 3



- Developing Productive skills
- Speaking fluently
- Student motivation

Week 4



- Student assessment
- Tests & Marking
- Apps & interactive tasks

QUESTION TIME!

A. Active listening skills

B. Student Motivation

C. Using apps & interactive tasks

D. Guided discovery

Week 1



Week 2



Week 3



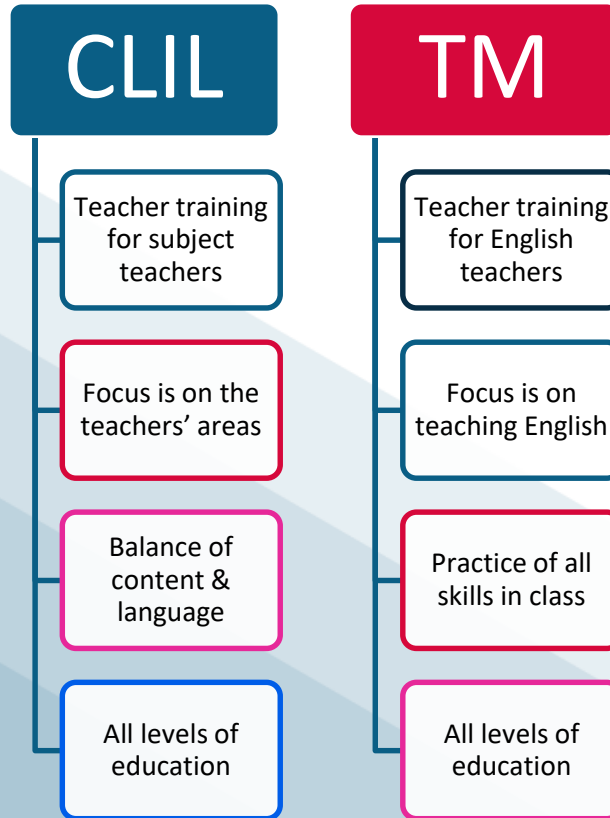
Week 4



OUR CURRICULUM

Week 03			
Productive Skills			
Day	Aims	Outcomes	Content Tasks/Resources
Monday	<ul style="list-style-type: none"> ✓ Teaching Writing ✓ Online tools to encourage writing (padlet) ✓ Writing in English ✓ Writing for exams 	The participants will be able to teach basic writing elements for different primary years.	<i>Use of creative writing tasks to make writing in English classes more interesting.</i>
Tuesday	<ul style="list-style-type: none"> ✓ Teaching Speaking ✓ Speaking – Role Playing ✓ Pronunciation 	The participants will be able to incorporate speaking tasks in their classes.	<i>Debating and challenging tasks.</i>
Wednesday	<ul style="list-style-type: none"> ✓ Cooperative Learning ✓ Project-based learning in Primary education ✓ developing social skills ✓ hands-on learning 	The participants will be able to encourage group work and activities that require cooperation.	<i>Use of hands-on activities for interactive tasks.</i>
Thursday	<ul style="list-style-type: none"> ✓ Task-based Learning ✓ Cooperating to finish a task ✓ STEM projects 	The participants will be able to see task-based learning in action and understand how they can encourage students to use the language <u>in order to</u> complete a task.	<i>Use of STEM projects.</i>
Friday	<ul style="list-style-type: none"> ✓ English in Action ✓ Reflection & Personalization 	Students' Teaching Practice –	<i>Suggested lesson: Paddington Bear</i>

TM VS CLIL



QUESTION TIME


Instructions:

READY???

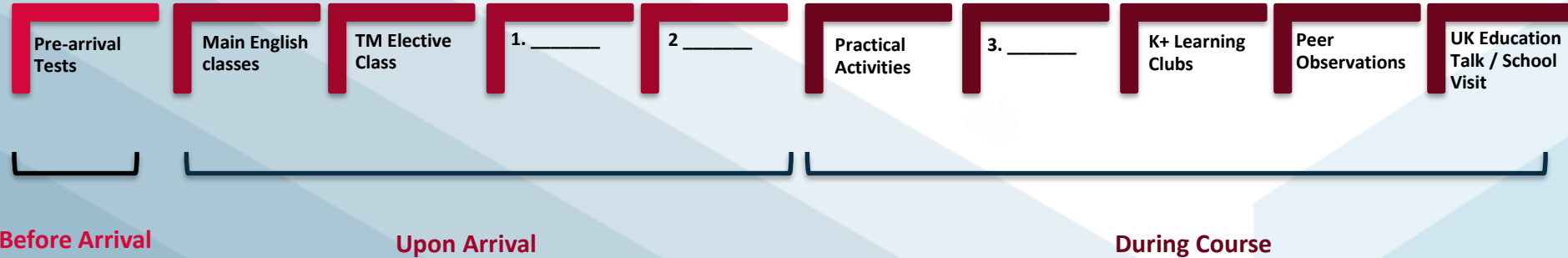
You will be shown a diagram and you will need to label the missing information.

First, you have some time to look at the diagram before I start talking.

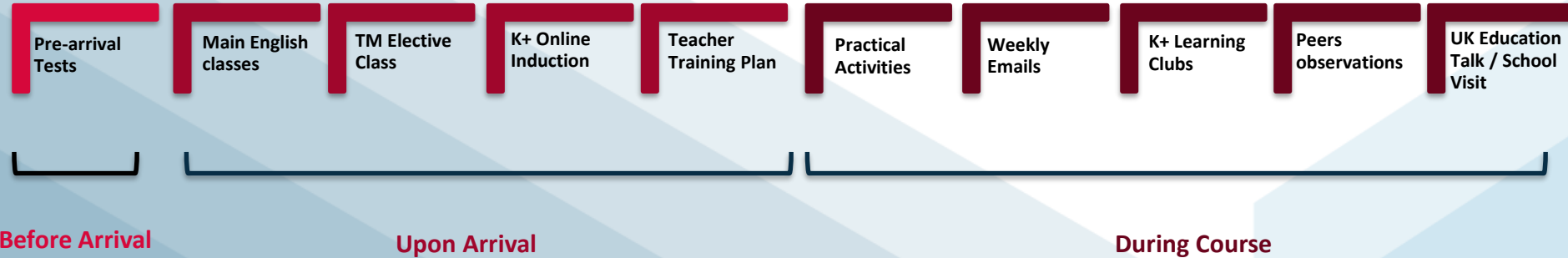
Then, I'll be presenting the diagram and you will have to complete the missing information!



WHAT WE OFFER TO OUR STUDENTS



WHAT WE OFFER TO OUR STUDENTS



A photograph of two young women walking and smiling on a city street. The woman on the left has long blonde hair and is wearing a black top. The woman on the right has dark hair and is wearing a light blue top. They are walking past a building with large windows. The image is overlaid with a blue geometric pattern consisting of several overlapping, slanted rectangular shapes. The text 'Section III' is positioned on the left side of the image, above the main title.

Section III

KAPLAN BOURNEMOUTH



Bournemouth

WELCOME TO BOURNEMOUTH



OUR SCHOOL



TEACHER TESTIMONIALS

The TM helped me let me discover new activities that I am going to apply and reflect on my own teaching methodology.

I've learned a lot of useful games and activities to use in my classes and I've improved my English.

I found our teacher trainer gave an interesting and innovating approach to introduce the teaching of the new skills.

The Teaching Methodology course helped me to find out different and more engaging activities I had never thought of.

The course was useful as a reflection and self-evaluation of my own teaching practice.

WHAT'S STUCK WITH YOU TODAY?

Knowledge – Skills - Dispositions

- ✓ What happened here today?
- ✓ What is something new that you learnt?
- ✓ 1 word that describes how you feel right now



Questions?



Thank You



georgia.papamichailidou@kaplan.com



[kaplan_georgia_papamichailidou](#)